

# Arcoro Core HR Release Notes

## June 17, 2021

### Contents

Enhancements .....	2
Core HR Cost Centers .....	2
SIGN IN .....	7
Supported Browsers.....	9
Mobile Device Support .....	9
Technical Support .....	9
Copyright Information .....	10



# Release Overview

Arcoro is excited to announce the 06.17.2021 release for our customers and partners.

This release provides new features and enhancements to existing functionality for multiple Arcoro modules. This document will describe the software updates and provide details to help you get started with these enhancements.

## Enhancements

### Core HR Cost Centers

This release will be made available to customers over the next month and includes enhancements to the Cost Center UI within the Core HR module for easier review and maintenance of cost centers. The following updates have been made to the UI:

#### Cost Center Structure

- Updated User Interface (UI) with improved performance
- Structure tab has been renamed to Cost Center
- New navigation when adding, editing or deleting cost centers
- Search for Cost Centers by Name or Description
- Display up to 50 cost centers per page
- View the Number of Employees Assigned to each cost center

As a Core HR Admin user, to review these enhancements, navigate to Core HR>>Setup>>Setup Properties>>Field Value Setup>>Cost Centers

ARCORO Employee search... Core HR Company Name

**Cost Centers** Configuration

Structure: Flat

Cost Center 1: Location Cost Center 2: Department Cost Center 3: Client Cost Center 4: Project Cost Center 5: Site

Name or description Search Add Location

Edit	Delete	Active	Name	Description	Employees Assigned	Synced to Payroll
		<input checked="" type="checkbox"/>	FBQPMGR	MPLS	45	<input checked="" type="checkbox"/>
		<input checked="" type="checkbox"/>	7	Target Office	23	<input checked="" type="checkbox"/>
		<input checked="" type="checkbox"/>	300	East Phoenix Atty	34	<input checked="" type="checkbox"/>
		<input checked="" type="checkbox"/>	425	SWISS CHAPTER	45	<input checked="" type="checkbox"/>
		<input checked="" type="checkbox"/>	501	Patient Fees Mental Health/MCHC	19	<input checked="" type="checkbox"/>
		<input checked="" type="checkbox"/>	630	Do Not Use - Eagle Pointe	138	<input checked="" type="checkbox"/>
		<input checked="" type="checkbox"/>	820	CUSTOMER SERVICE--DO NOT USE!	288	<input checked="" type="checkbox"/>
		<input checked="" type="checkbox"/>	580006	Copy Shop	258	<input checked="" type="checkbox"/>
		<input checked="" type="checkbox"/>	60130	E-Powertrain	289	<input checked="" type="checkbox"/>
		<input checked="" type="checkbox"/>	640001	Mandatory Program Funds	297	<input checked="" type="checkbox"/>
		<input checked="" type="checkbox"/>	Peoria	Administrative	238	<input checked="" type="checkbox"/>

Page Size 50 1 to 50 of 100 < Page 1 of 1 >

## Configuration

Core HR Admin users will also find enhancements to the user interface when configuring cost centers. To review these enhancements, navigate to Core HR>>Setup>>Setup Properties>>Field Value Setup>>Cost Centers>>Configuration

ARCORO Employee search... Core HR Company Name

Cost Centers Configuration

**Cost Center Structure**

- Flat  
Creates a flat structure with no relationships between cost centers.
- Hierarchical  
Sets a parent-child relationship between each cost center. Cost center selection options are restricted by the cost center and its parent.

**Cost Center Types**

- Cost Center 1 of 5  
Division  [Remove](#)
- Cost Center 2 of 5  
Project  [Remove](#)
- Cost Center 3 of 5  
Client  [Remove](#)
- Cost Center 4 of 5  
Phase  [Remove](#)
- Cost Center 5 of 5  
Location  [Remove](#)

[Save Configuration](#)

ARCORO Employee search... Core HR Company Name

Cost Centers **Configuration**

**Cost Center Structure**

Flat  
Creates a flat structure with no relationships between cost centers.

Hierarchical  
Sets a parent-child relationship between each cost center. Cost center selection options are restricted by the cost center and its parent.

**Cost Center Types**

Cost Center Level 1 of 5  
Division

Cost Center Level 2 of 5  
Region

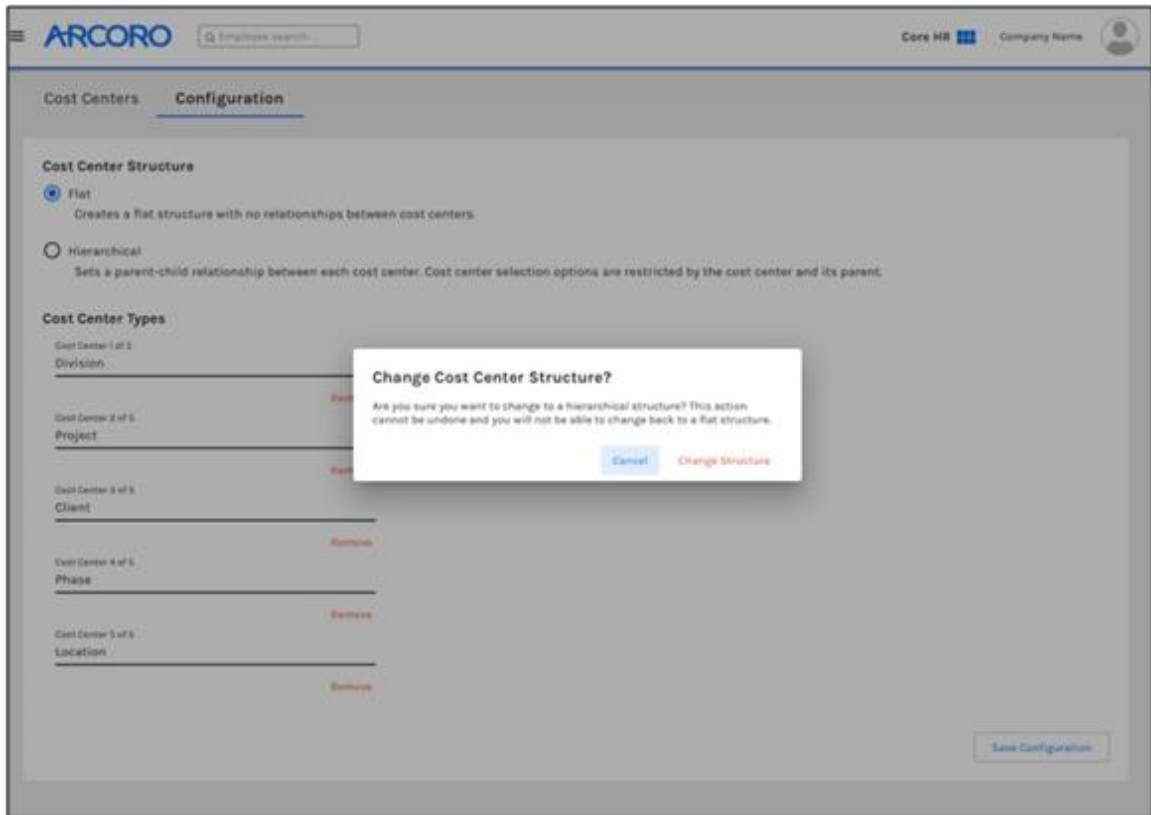
Cost Center 3 of 5  
State

Cost Center 4 of 5  
Branch

Cost Center 5 of 5  
Department

Remove

Save Configuration



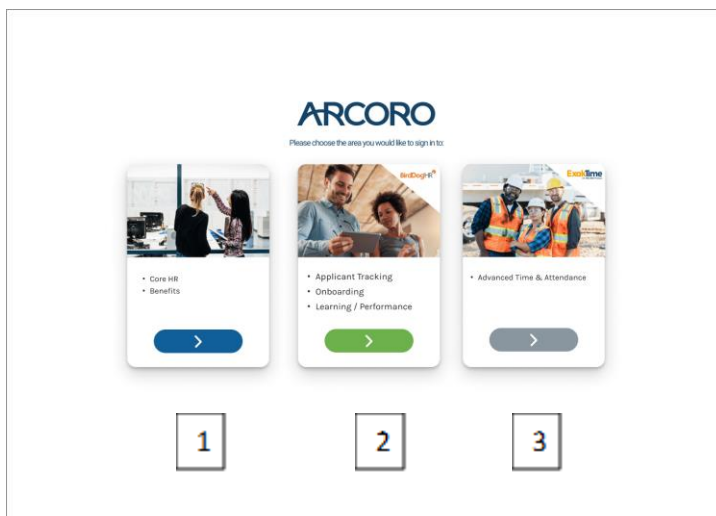
In addition, a new popup notification for users to confirm they want to switch their cost center configuration from flat to hierarchical or vice versa.

## New SIGN IN Experience

The Arcoro SIGN IN experience has been updated to represent the full selection of modules within the Arcoro platform.

Arcoro users who click on the SIGN IN link from Arcoro.com will be directed to the new image below.

Depending on the area of the system you want to access you will make one of the following selections:



1. Core HR and Benefits users will select the first blue button.
2. Applicant Tracking, Onboarding, Learning and Performance (formerly BirdDogHR) users will select the second green button.
3. Advanced Time & Attendance (ExakTime Connect) users will select the third gray button.


Once you have made your selection you will navigate to the Login Screen where you will enter your Username and Password.

After the login, you will navigate to your default landing page as you did previously.

## New Core HR SIGN IN

For more information regarding the Core HR changes please look at the current and new flow detail below.

Current Flow



New Flow





## Supported Browsers

The Arcoro platform is designed to provide browser-neutral service delivery. It is recommended that you use modern browsers, as we make every attempt to support the latest versions of the following browsers.

Browser	Version
Microsoft Internet Explorer (not compatibility mode)	11
Microsoft Edge	Latest*
Mozilla Firefox	Latest*
Google Chrome	Latest*
Apple Safari	Latest*

\* Browser updates occur on a schedule outside of our release process and we cannot control issues as a result of a recent browser update. Our overall strategy is to maintain active browser support based on demand. Regardless of formal browser support, we will always troubleshoot and correct issues impacting users to the best of our ability within reasonable means.

## Mobile Device Support

Arcoro views mobile device support as a critical capacity for our customers and we continue to add functionality to enhance the user experience on mobile devices. However, with many different devices and device specific software, it is impossible for Arcoro to test against every possible combination. With any questions or concerns, please feel free to contact our support team.

## Technical Support

For technical assistance for any of our modules, contact our support staff at:

Phone: 1-877-252-2168


Web: [support.arcoro.com](http://support.arcoro.com)

Email: [support@arcoro.com](mailto:support@arcoro.com)

## Copyright Information

Copyright © 2021 Arcoro. All rights reserved.

This material is proprietary to Arcoro. It contains confidential information owned by Arcoro and furnished pursuant to contacts between Arcoro and its customers. This material may not be used, reproduced, copied, disclosed, or transmitted, in whole or in part, beyond the terms of the customer's contract without the express written consent of Arcoro.

Arcoro  and its respective tag lines, logos and marks are trademarks owned by Arcoro, registered in multiple jurisdictions. All other trademarks are owned by their respective owners.